

Welcome to
ATMSA
Pre K!



Meet the Teachers

Pre K Room 201



Mrs. Kate Ms. Kendall



Meet the Teachers

Pre K Room 201



Mrs. Kate Ms. Kendall



Meet the Teachers

Pre K Room 202



Ms. Emily



Ms. Sharon

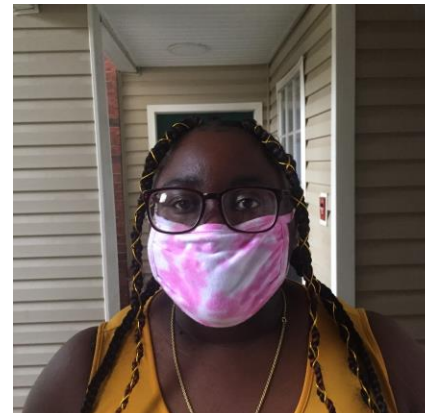


Ms. Kera



Meet the Teachers

Pre K Room 202



Ms. Emily Ms. Sharon Ms. Kera



School Information

ADDRESS:

650 Trojan Trail
Tallahassee, FL 32311

PHONE:

850-488-7110

FAX:

850-922-0202

WEBSITE:

<https://www.leonschools.net/Page/2604>



School Schedule

- School - 8:30 am to 2:50 pm
- Morning supervision -
 - 7:45 am to 8:25 am
- First Bell - 8:25 am
- Tardy Bell - 8:30 am
- Dismissal Bell - 2:50 pm
- Afternoon supervision -
 - 2:50 pm to 3:15 pm



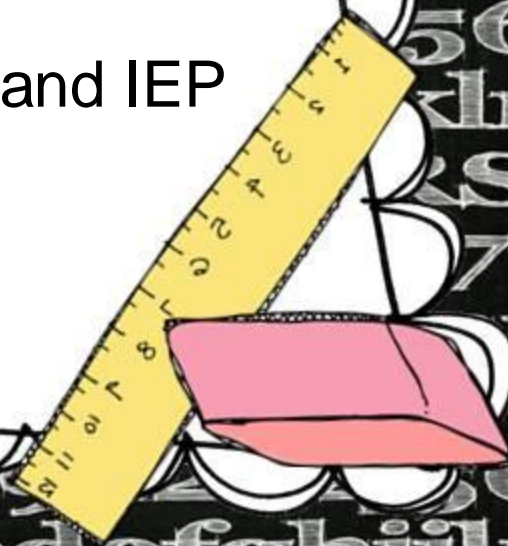
Parent Teacher Communication

REMIND sign up is *required* for communication

- Daily reports
- Class announcements
- School wide announcements



- We will use **Zoom** and/or **Microsoft Teams** for parent teacher conferences and IEP meetings



Join ATMSA's Remind and Listserv

REMIND:

1. Send a text to 81010 with the message @lcsaes
2. From the app select "Join a Class" and type lcsaes

LISTSERV:

School wide announcements will be sent through **Listserv**: please sign up on ATMSA's home page <https://www.leonschools.net/apalachee>



Join Mrs.Kate's Remind:

1. Send a text to 81010 with the message
@atmsaprek
2. From the app select "Join a Class" and type
atmsaprek

Contact Information

Email: yarbroughk@leonschools.net

Phone: 850-488-7110



Join Ms.Emily's Remind:

1. Send a text to 81010 with the message
@emily2122
2. From the app select "Join a Class" and type
emily2122

Contact Information

Email: leitch@leonschools.net

Phone: 850-488-7110



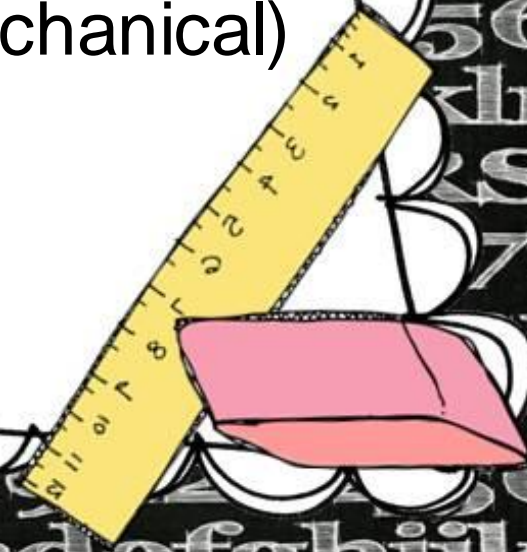
Things to Start the Year

- Bookbag/backpack (large enough for a folder and rest time blanket)
- A Family photo
- Change of clothing (labeled with your child's name)
- Kindermat, Blanket/Towel
- Labeled lunch box (if bringing lunch)
- Healthy snack each day
- Diapers and wipes (if needed)
- Reusable Water Bottle to leave at school



Supply List of Individual Learning Materials

- 1 box Crayons (24 count)
- 1 box Washable classic markers (10 count)
- 1 box dry erase markers (4 count fine tip)
- 1 dry erase board (double sided)
- 1 box Pencils (12 pack, #2, non-mechanical)
- 4 glue sticks
- 1 pair of scissors (blunt tip fiskars)



Dress Code

ATMSA Dress Code "Dressed for Success"

All students are required to abide by the school dress code at Apalachee and adhere to the following standards:

1. **Collared Shirt-** Students are required to wear a shirt with a collar in one of the allowed **solid** colors: royal blue, light blue, navy, or gold. Shirts with embroidered school logo are available for purchase in the front office. Students may wear ATMSA T-shirts on Fridays.

2. **Khaki or blue bottoms.** Bottoms may consist of shorts, long pants, skorts or jumpers. They should fit at the waist and not be sagging. Students may wear solid blue/black jeans (no holes/rips/tears) on school Fridays.

3. **Closed-Toe Shoes-** No Sandals or open-toed shoes are allowed under any circumstance.



GOLD



LT. BLUE



NAVY



For information regarding LCS School Health
Plan and School operations:

<https://www.leonschools.net/domain/8891>





Arrival and Dismissal

Arrival:

Car Riders: Parents will drop off their students at the front of the school. Parents are not allowed to walk students to class at this time.

Walkers: Parents will drop off their student at the walkers gate located at the back of the school next to the bus loop.

Dismissal:

Car Riders-ATMSA uses the iDismiss app for car dismissal. Students will be assigned a number and given a tag to hang from the rearview mirror. Parents will drive through the pick up loop where a staff member will help your child get in the car.

Walkers: Students will be dismissed at the walkers gate.

Bus Riders: Attendance taken by Bus Captains. Adult must meet Pre K child at the bus stop.

***Pre K students must be picked up/met by an adult.**



Our Classroom Schedule



45-8:30	ARRIVAL and BREAKFAST IN CLASSROOM: Check In, Question of the Day, Sign In, Hatch, Intervention/Enrichment
8:30-9:00	LARGE GROUP: Greeting Song, Helpers, Breathe, Rules, Attendance, Question of the Day Review, Mighty Minutes, STAR NEWS
9:00-10:15	SMALL GROUP #1 Choice Time SMALL GROUP #2 Choice Time SMALL GROUP activities include: -Discussion/Shared Writing -Intentional Teaching Card #1 and #2 -Read Aloud/Book Discussion Cards -HARMONY social emotional story/lesson -Intervention/Enrichment
10:15-10:35	LARGE GROUP: Clean up, bathroom, wash hands, Music and Movement, Mighty Minutes
10:40-11:00	LUNCH IN CAFETERIA
11:00-11:45	CHOICE TIME: Explore Interest Areas, Hatch, Intervention/Enrichment Activities
11:45-12:25	OUTDOOR EXPERIENCES
12:30-1:00	LARGE GROUP: HARMONY social emotional lesson/story, water, bathroom, transition to rest
1:00-2:00	REST TIME
2:00-2:20	SNACK and READ ALOUD or MUSIC
2:20-2:50	LARGE GROUP ROUNDUP/DISMISSAL (report to dismissal locations beginning at 2:35)



Pre K Daily Schedule

How Learning Happens

Instruction and learning activities take place in a variety of ways including:

- Large group
- Small group
- Intervention
- Enrichment
- Individual Work
- Tapestry



Tapestry

Pre K will have access to ATMSA's Tapestry Program.

- We will collaborate with each Tapestry Teacher and coordinate a date/time once a month.

https://leonschools-my.sharepoint.com/:v:/g/personal/simunek@leonschools_net/ETfOLuB2XMpLiz41WgCo_1UBnCjGR1oNUM5D3kb4cDfWgw?e=s97Vy5



Rest/Quiet Time

- Rest Time/Quiet time for 1 hour each day
- Students need a Kindermat and a light weight blanket labeled with their name.
- Masks will NOT be worn at rest time
- Mats will be disinfected each day.





Playground/Movement


- Pre K students will have outdoor time every day.
- Please wear closed toed shoes each day for safety
- Masks can be taken off for outdoor time
- If your child needs it, apply sunscreen or bugspray before they come to school.



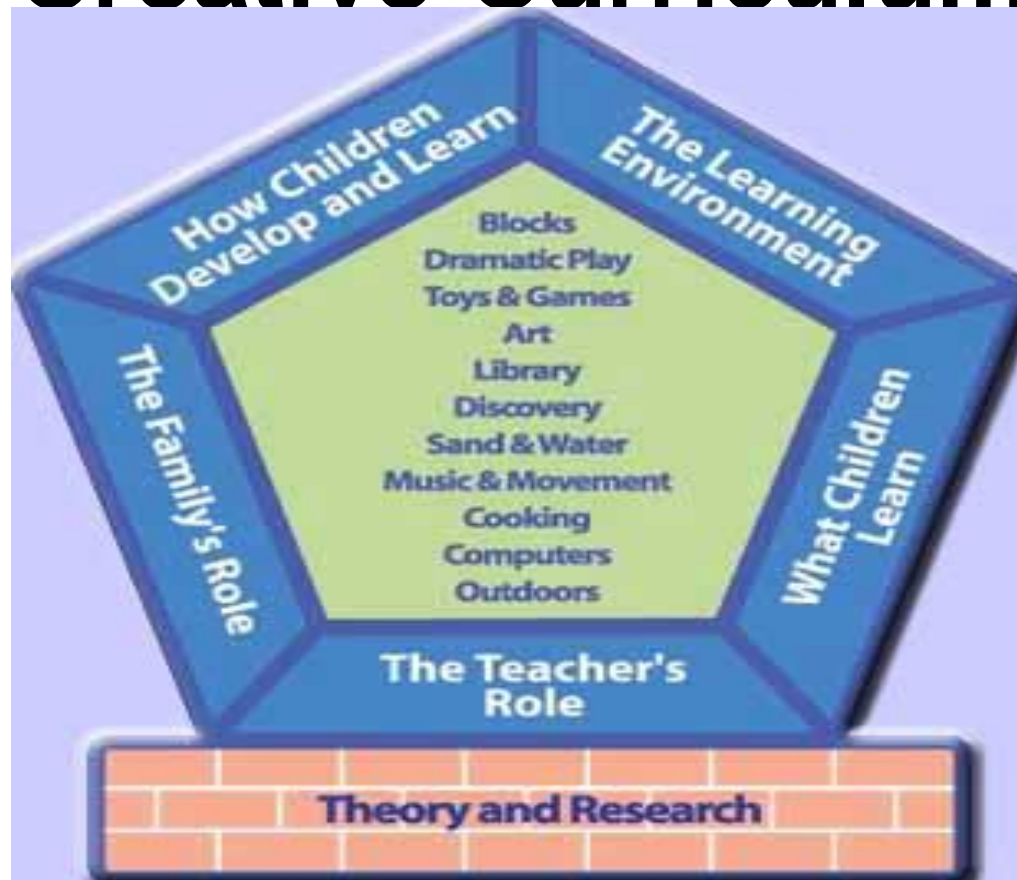
Learning Through Play

Young children learn best through PLAY!

As Teachers, we will intentionally plan developmentally appropriate play-based activities that will meet your child's educational needs and support their growth and development.



Creative Curriculum





Pre K Standards

- **Florida Early Learning Developmental Standards:**

<http://flbt5.floridaearlylearning.com/standards.html>

- **Creative Curriculum Objectives for Development and Learning:**

<https://teachingstrategies.com/our-approach/our-38-objectives/>



Monitoring Your Child's Progress

ESE Students:

- IEP Progress Reports every quarter
- IEP Meetings annually
- Transition to Kindergarten
- Creative Curriculum Objectives for Development and Learning Checkpoints every quarter.

VPK Students:

- Florida VPK Assessment (3x a year)
- Creative Curriculum Objectives for Development and Learning Checkpoints every quarter

Related Services

If your child has an IEP, they may have a related service to support their growth and development:

- Speech Therapy
- Occupational Therapy
- Physical Therapy



Sick Policy


Too Sick for School?





Deciding when a child is too sick to go to school can be a difficult decision to make. When trying to decide, use these guidelines to help make the best decision:


<https://www.leonschools.net/Wellness>













Video Transcript Part 1

Greetings, new and returning shining star parents and families. I am Tiffany Williams your new and proud principal of Apalachee Tapestry Magnet School of the Arts. And I would like to welcome you all to our Virtual Open House. Thank you so much for taking time to join us this evening to learn more about our exceptional program to meet your child's teacher, and learn more about classroom expectations, goals and routines. We are doing our absolute best to focus on the health and safety of all students and staff during these unprecedented times. This year's theme is Rise and shine; it's a new day. We all look forward to a fresh start to an amazing school year, filled with learning opportunities designed to promote the arts, and support students in reaching their academic, social and emotional goals. Our mission is to build strong relationships, create and maintain a safe and welcoming environment where students are challenged to think critically and creatively.

Transcript Part 2

As a school we value the arts, high standards and expectations, respect, kindness, safety, diversity, and community building. Parents, we encourage you to stay connected with us. We are here to partner with you to ensure a successful school year. We invite you to actively participate in your child's education by joining the PTO, the School advisory council, and other opportunities to volunteer. Please make sure you're following us on social media, visit our website, sign up for Remind, and Listserv. Please make sure your contact information is up to date in FOCUS, so you can receive information in a timely manner. Again, I am honored to be a part of the ATMSA community, and look forward to building strong relationships with all stakeholders, teachers and staff, parents, community partners, and most importantly, our shining star students, please don't hesitate to reach out to me if you have questions, concerns, or ideas. I am super excited about the upcoming school year and cannot wait to meet everyone. Remember, let's Rise and shine stars!